





13 Shibuya City

Low risk ← **High risk**

Combined Risk Ratings

1	2	3	4	5
---	---	---	---	---

 Evacuation Site
  Stayed-in Area
  Evacuation Road
  Area Allocation

