





21 Adachi City

Legend

Low risk High risk

Combined Risk Ratings

| | | | | |
|---|---|---|---|---|
| 1 | 2 | 3 | 4 | 5 |
|---|---|---|---|---|

 Evacuation Site
  Stayed-in Area
  Evacuation Road
  Area Allocation

